















# LAMS 2.0 Feature List

## LAMS 2.0 Feature List

**LAMS 2.0 was released in December 2006. The current release is [LAMS 2.2 \(Dec 5, 2008\)](#).**  
See [latest development status](#) for general information on the next release release.


















See [Animated Tutorials](#) for demonstration. Also you can sign up for a demo account at the [LAMS Demo](#) server.

### General features



Feature	Description	Progress	Demo
Internationalisation (i18)	Multi-language (UNICODE) support	Translation started for 2 languages	<a href="#">Translations Want to help?</a>
HTML Online Editor	Web-based HTML Editor for most Tool activities	 Completed! LAMS 2.0 uses FCKedit or	<a href="#">Image</a>
Math formulas everywhere	Use math formulas and symbols for all your instructions, postings, etc	 Completed!	<a href="#">See here</a>
Workspace Management	A folder-like structure for organising sequences	 Completed!	<a href="#">Image</a>
Runs activities online and offline	Specify activities to be run offline	 Completed!	<a href="#">Image</a>
Activity instructions	All activities now can contain instructions for teachers on how to run these online and offline	 Completed!	<a href="#">Image</a>
New ways of setting up groups	Three new ways to do groupings: * Set the number of students per group (and LAMS assign them to groups randomly) * Set the number of groups (and LAMS assign students to those groups randomly) * Or do it your way: you manually set the groups and the students in each group.	 Completed!	<a href="#">Author Set your groups</a>
New controlling workflow activities (gates)	You can control the workflow using gate activities. Now you can use three types of conditions: * Permission (teacher gets to decide when the learners can continue) * Schedule (set up a time when you want the learners to continue) * Synchronize (All students must reach the gate in order to continue)	 Completed!	<a href="#">Author</a>
Lesson Wizard	Remember how annoying it was to assign a sequence to a class? Well, now we have a Lesson Wizard to do this in four clicks!	 Completed!	<a href="#">Step 1</a> <a href="#">Step 2</a> <a href="#">Step 3</a> <a href="#">Step 4</a>
New grouping visualisation	A new intuitive way to represent groups in activities (monitor and authoring)	 Completed!	<a href="#">Image</a>
New Authoring Property Inspector	All the information about your activities and their behaviour while authoring in just a single click	 Completed!	<a href="#">Image</a>
New Look and Feel	LAMS is now skinnable, so you can create your own look and feel. The default look and feel, however, looks much nicer now!	 Completed!	<a href="#">Login</a> <a href="#">Author</a> <a href="#">Chat</a> <a href="#">Authoring</a> <a href="#">Monitor (Sequence Tab)</a> <a href="#">Chat Learners</a>
Scheduling	Now you can tell LAMS when to start your sequences for you automatically	 Completed!	<a href="#">Schedule</a>
Branching	Support for workflow branching according to activities output and grouping. However the interface to support branching will be released in LAMS 2.0+	 Moved to v2.1	<a href="#">Image</a>
Instant Messaging	Instant messaging support for teachers and students within a class/lesson	 Moved to v2.1	<a href="#">Image</a>























### Authoring Environment



This system module provides the interface for author sequences and teachers to create sequences of activities and set their parameters.

Feature	Description	Progress	Demo
Create a Sequence	Sets a blank authoring environment for teachers to create new activity sequences	 Completed!	Animation
Open a Sequence	Authors are allowed to open existent sequences that are stored in their own folders and/or public and departmental folders. If the sequences are marked as "Active" then the system gives the option to open it as view only or make a copy. If the sequence is not owned by the opening author and has licensing information, a popup message should be display informing about the licensing and enforcing if the sequence cannot be modified.	 Completed!	Animation
Multiple revert changes (Undo) <b>(New)</b>	When editing an existing sequence, revert changes will undo all alterations and regress to the latest save version.	 Completed!	Animation
Close a Sequence	Closes the sequence that is being authored. If the sequence hasn't been saved, then a popup messages should ask the author whether he/she wants to save the sequence or just exit	 Completed!	Animation
Save	Saves a sequence to LAMS internal folder/structure system. The author gets to choose the sequence's name and the save area where the sequence will be saved to.	 Completed!	Animation
Edit Sequence Metadata <b>(New)</b>	In the Save screen, there's a button that allows the author to edit sequence properties and metadata. The properties include: <ul style="list-style-type: none"> <li>Licensing attributes for the sequence (following Creative Commons)</li> <li>And General description</li> </ul>	 Completed!	N/A
Rename <b>(New)</b>	Renames a sequence using Workspace (see <a href="#">Workspace manager</a> )	 Completed!	(see <a href="#">Workspace manager</a> )
Copy/Paste or Delete sequences <b>(New)</b>	Copy and paste sequences file using the <a href="#">Workspace manager</a> just as you copy files in folders	 Completed!	(see <a href="#">Workspace manager</a> )
Save as	While authoring an existing sequence, the author can choose this option to save the sequence under a different name.	 Completed!	N/A
Import	Imports a LAMS sequence and its attached files and resources that were previously exported either from previous or current versions (in LAMS LD). The importing process should also verify the existence of all pertinent tools to run the sequence. In case a particular tool does not exist in this LAMS installation the user should be notified and provided with possible solutions. Additionally, information regarding Sequence licensing must be presented to the user that is importing the sequence.	 Completed!	N/A
Export <b>(New)</b>	Exports a LAMS sequence and all its attached files/resources and prompts the user to save it to his/her local file system (in LAMS LD, IMS LD Level A, IMS LD Level A with LAMS LD extensions format)	 Completed!	LAMS LD XML Prototype IMS LD with LAMS extensions
Copy/Paste Activities	Given a selected activity, the author can choose to copy the activity to later on paste it. These options are represented in the screen as two separate buttons.	 Completed!	Animation
Draw Optional Activities	Given a set of activities (not yet connected thru transitions) an author can click on the "Optional" button and draw a square/rectangle over these activities to set them all as part of a bigger optional activity that contains them. All activities covered by the surface of the drawn rectangle are part of this optional activity. The author sets the title, instructions and the minimum number of activities that the student has to complete before he finishes this optional activity.	 Completed!	N/A
Draw Transitions	The author is able to draw a line (transition) between two different activities. These transitions can be set (optional) to be use <b>gates</b> to set time release or "Wait for staff release", which will set a sync point for student before they get to the next transition.	 Completed!	Animation
Set Sync Point	(see Drawing transitions)	 Completed!	Animation
Lesson Printout <b>(New)</b>	Prints a lesson outline for a sequence	 Moved to v2.1	N/A
Preview Sequence	The author has the ability to view how the sequence is rendered to students.	 Completed!	N/A








## Monitor Environment

Feature	Description	Progress	Demo
<b>Manage Lessons</b>			
- Assign a Sequence to a Class (create lesson)	By clicking on the "Create" button, the author is presented with all the folders and storing sequence areas he has access to, to select a sequence.	 Completed!	-
- Select Lesson	Once the sequence is selected, the user then assigns it to an existing class.	 Completed!	-








- Set up groupings (if required) <b>(New)</b>	If the sequence contains group activities that are meant to be set at "runtime", the teacher is prompt to set the groups based on the current students in the class.	 Completed!	-
- Define Later Notifications (if required) <b>(New)</b>	If activities have been set to be defined later (or in Monitor) a notification of the these will be presented so the teacher can take appropriate action and complete the content for the activities.	 Completed!	-
- View Journal Entries <b>(New)</b>	View student's comments share with the teacher.	 Completed!	-
- Enable/Disable Lesson (also mentioned as below)		 Completed!	-
- Delete/Archive an Active Lesson		 Completed!	-
<b>Lesson Information</b>			
- Move to Archive	Given a selected lesson, the "Move to Archive" function disables the lesson and stores it under the Archive Lessons directory	 Completed!	-
- Delete the Lesson (New)		 Completed!	-
- Start/Enable/Disable	If a lesson is enabled, then the label for this button is "Disabled". When clicked, the lesson is taken out as an option of available sequences for the selected class. If a lesson is disabled, then the "Enable" label is displayed. When clicked, the sequence is available to students in the selected class.	 Completed!	-
- View Lesson Class	If a lesson class has been started, this option allows the user to view the students and the grouping within that lesson.	 Completed!	-
- Refresh view (also mentioned as below)		 Completed!	-
<b>Sequence View Tab</b>			
	This view displays the sequence as it was designed by the author.		-
- Refresh View		 Completed!	-
- Show Learners		 Completed!	-
- Force Complete a Lesson <b>(New)</b>	If the user double clicks on an activity, the Force Complete option will force all the students within this session class that have not yet reached or passed that activity to continue from that activity onwards.	 Completed!	-
- Portfolio Export of the Lesson <b>(New)</b>	Prints all the instructions and contributions for the entire class in a sequence.	 Completed!	-
- Broadcast Messaging to Group(s) <b>(New)</b>	In 2.0 this is implemented thru Chat	 Completed!	-
- Runtime dynamic and custom Grouping <b>(New)</b>		 Completed!	-
- Sync Point management <b>(New)</b>		 Completed!	-
- Hide Entries <b>(New)</b>		 Completed!	-
<b>Learner's View Tab</b>			
	This tab displays the process path of all students that have started the sequence. Each student is represented as a row displaying a linear representation of the sequence, each activity represented as a dot (node) in a line and indicating in different colours (or shapes) the student's location with the sequence. The user can double click on each node or dot to view the student's contribution to a given activity. If the student has not yet reached that given node, then a popup window stating this accordingly is displayed.		
- Refresh View		 Completed!	-
- Hide Entries <b>(New)</b>	When viewing the contribution of a student, the user has an option to hide any given contribution to an activity by that student.	 Completed!	-
- Portfolio Export of one student <b>(New)</b>	Prints all the instructions and contributions for a specified student in a sequence.	 Completed!	-
- One-to-one messaging to a student <b>(New)</b>	Implemented thru Chat	 Completed!	-

- Force Complete an activity(ies) for a student <b>(New)</b>		 Completed!	-
<b>Stats View Tab</b>	This tabs presents general statistics about the sequence's usage. Some of these are: <ul style="list-style-type: none"> <li>• Number of users in sequence / # of users in session class</li> <li>• Average progress in sequence</li> <li>• Average time in sequence</li> <li>• Average time spent in each activity</li> </ul>		
- Aggregate tools in sequence statistics <b>(New)</b>		 Completed!	-

## Learners Environment















Feature	Description	Progress	Demo
Sequence Selection Panel		 Completed!	-
Resume Sequence		 Completed!	-
Exit Sequence		 Completed!	-
Add Notebook/Message		 Completed!	-
Progress Bar (Flash component)		 Completed!	-
Instant messaging client <b>(New)</b>		 Moved to v2.1	-
Export My Portfolio <b>(New)</b>		 Completed!	-

## Administration Environment

Feature	Description	Progress	Demo
<b>Session Management</b>	Given that LAMS 2.0 is an "aggregation" of several webapps, cross applicatoin session management was required	 Completed!	-
<b>User Management</b>	This section covers all the user management functionalities including external authentication.		
- Authentication setup (select authentication mechanism) <b>(New)</b>	Allows the administrator to set up the appropriate authentication schema.	 Completed!	-
- Manage (create/modify/delete) Organizations	If an external system is use for authentication, then LAMS is required to import users' information details to determine authorization. There are two mechanisms to do this: <ul style="list-style-type: none"> <li>• Import Excel spreadsheet</li> <li>• Import directly from an external LDAP</li> </ul>	 Completed!	-
- Manage Users and Roles (create/modify/delete.import/export Users and Roles in Organizations)	If an external system is use for authentication, then LAMS is required to import users' information details to determine authorization. There are two mechanisms to do this: <ul style="list-style-type: none"> <li>• Import Excel spreadsheet</li> <li>• Import directly from an external LDAP</li> </ul>	 Completed!	-
<b>Tools Management (New)</b>			
- Tool Deployment (Add/Remove new tools) <b>(New)</b>	Installs a new LAMS tool.	 Completed!	-
- Tool Information (change default parameters and values) <b>(New)</b>	Presents information regarding tools' output, input, MD, version, signature, licensing. Links to each tools configuration (if applicable) are available Set System-wide Properties of Activities (eg. Title, Description, Define-Later, Lock-When-Finished)	 Completed!	-
- Tool Statistics <b>(New)</b>		 Work started	-

## Activity tools

Activity Tool Name	Tool Type	Description	Progress	Demo
--------------------	-----------	-------------	----------	------

IMS Content Package Player	Content tool	Upload and play learning objects (IMS CP 1.1 compliant). Implemented within Shared Resources	 Completed!	
Noticeboard	Content Tool	Online HTML noticeboard	 Completed!	Animation
Multiple Choice Questions	Assessment tool	Simple automated assessment questions, including multiple choice and true/false.	 Completed!	Animation
Q&A	Assessment tool	Poses question to learners and receives written response. Compares Learner responses with peers.	 Completed!	Animation
Submit Files	Assessment tool	Allows submission of files through Learner interface for later viewing/download via the monitoring environment.	 Completed!	Animation
Forum	Collaborative tool	Provides asynchronous discussion environment.	 Completed!	Animation
Survey	Assessment tool	Collates Learner responses to questions then collates and displays results as numerical data.	 Completed!	Animation
Parallel Activity Template	Parallel Activity template	This tool is the template to create LAMS composite activities (Chat& Scribe, Q&A & Journal, Resources & Forum, Voting + Journal). It allows you to combine activities into one activity aggregate.	 Completed!	
Chat	Collaborative tool	Now it also adds filtering, so bad words get filter automatically (teachers, at authoring and monitor time, select words to be filtered)	 Completed!	Animation
Groups	Grouping tool	Now it allows you to group people randomly or teacher assigned at runtime	 Completed!	
Journal	Service tools		 Completed!	
Share Resources	Content Tool	Add URLs, single files, entire websites of IMS Content packages and they will play automatically for the students.	 Completed!	Animation
Voting	Collaboration tool	Allows single or multiple response from predefined list to a particular question.	 Completed!	Animation
Parallel Activity: Resources and Forum	Parallel activity	The good old Resource (on the top frame) and Forum (bottom frame) activity that allows learners to discuss (via de forum) the resources available is now the first parallel activity implemented using the parallel activity template!	 Completed!	