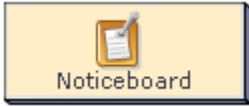



Ianb11

Noticeboard



The **Noticeboard Activity** provides a simple way of providing information and content to the learners. The activity can display text, images, links and other HTML content.

The Noticeboard in LAMS 2.0 supersedes both the *Noticeboard* and *HTML Noticeboard* tools from LAMS 1.0.

	Animated Tutorial Teaching and Learning with the Noticeboard Activity .
---	---

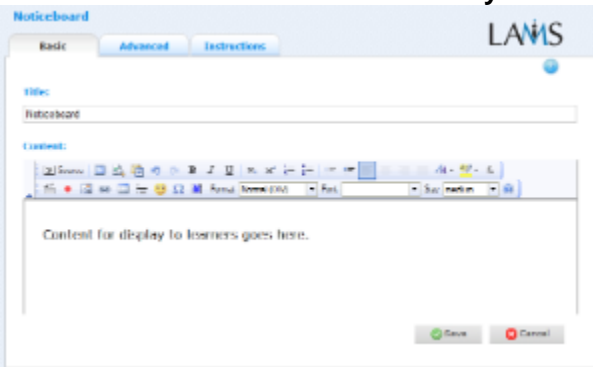
Noticeboard Activity Authoring

[Basic Tab](#) | [Advanced Tab](#) | [Instructions](#)

All properties sheets contain three tabs:

- The **Basic** tab controls the content of the activity.
- The **Advanced** tab controls how the activity behaves.
- The **Instructions** tab allows authors to comment on the activity itself.

Basic tab for the Noticeboard Activity



V
i
e

w of the Noticeboard Activity Basic tab.

There are two features on the basic tab common to all activities:

- **Title:** All Activities have a web page title which is presented at the top of the activity page when displayed in the Learning Environment. This is *NOT* the same title as the Title that can be set using the [Properties Inspector](#).
- **Instructions:** All Activities have a text area that is presented beneath the title. This is where the main activity text to be displayed to learners is entered. The text can be formatted using the Rich-Text Editor. Image, Video, Audio and URL content can also be displayed in the Instructions area.

Advanced tab for the Noticeboard Activity

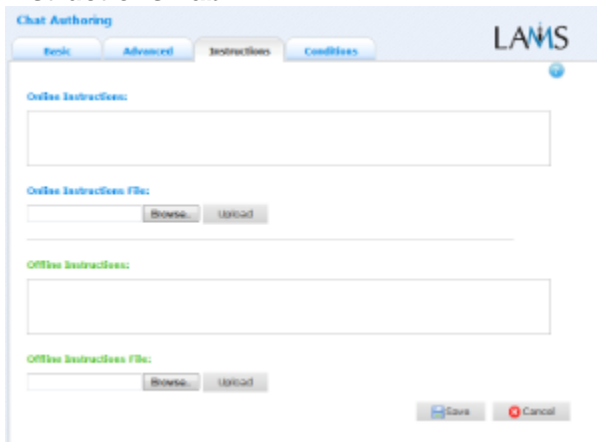


V
i
e

w of the Noticeboard Activity Advanced tab.

- **Add Notebook...** : This option is available on all Activities. Enabling this option creates a Notebook as part of the Activity, which Learner's can use to reflect on the activity just completed. The reflections are personal (ie: not shared with other learners).

Instructions Tab



V
i
e

w of the Instructions tab. This is the same for all activities.
The **Instructions** tab contains the same features for all Activities.

It allows the Author to create specific instructions for the activity, as well as upload files that may be useful for running the activity (ie: support documents, etc.). It is a resource that can be used by teachers who are running the sequence for their learners. (In the Monitoring Environment, the Instructions for an Activity can be viewed by double clicking the activity on the *Sequence* tab and then selecting the *Instructions* tab.

The instructions can be retrieved by other authors who open the activity, or by monitors running the sequence.

There are two types of Instruction possible, Offline and Online, depending on the mode that the teacher wishes to run the activity. The feature is useful for teachers who are sharing sequences with their colleagues as it provides an area where the Author can describe any learning objectives and/or the specific purpose of the activity.

Branching Conditions for Noticeboard

✗ The noticeboard activity does not support output conditions.

Noticeboard Monitoring

Summary Screen



V
i
e

w of the Noticeboard Monitoring Summary tab.
Double Clicking a *Noticeboard* activity on the *Sequence* or *Learners* tab opens the Summary Screen for the Activity.

This screen displays the Noticeboard content (ie: the text displayed to learners in the sequence) as well as the number of learners that have started the sequence (ie: Total number of learners) and how many learners have viewed the Noticeboard (ie: number of learners in group).

Instructions



V
i
e

w of the Monitoring Instructions tab.

In the Authoring Environment, Authors can use the **Instructions Space** to attach support files for a specific activity, or leave comments for other Monitors about how a given activity should be run.

When adding instructions to *Noticeboard* activities, Authors may like to include supplemental information that teachers can use in an offline setting environment (eg: Blackboard points, worksheets, etc.)

Edit Activity

Clicking the **Edit Activity** button opens a new screen identical to the `_'Basic'_tab` in the authoring environment. In the current version of LAMS (2.0.4), Editing can only be performed on activities that students have not yet reached.

Unlike **Live Edit**, this form of Editing can only modify the content of an activity, as opposed to the structure of a sequence.

Statistics

The *Noticeboard* Summary tab repeats the statistics on Learner numbers found on the Summary tab.
