


# Conditional lesson release

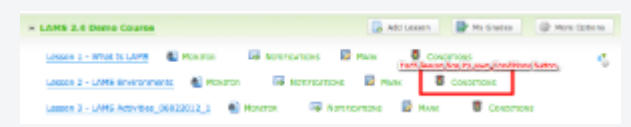
**Conditional Lesson release** allows you to keep learners from accessing certain lessons before others have been completed. It allows Teachers and Instructors to apply the sequential logic of LAMS Sequences and apply them to entire lessons.



**Video Tutorial**  
Click to view a video tutorial of how to set up Conditional Lesson Release.

You can view and edit Lesson Conditions by clicking **Conditions** to the right of each lesson title.

Unknown macro: {center}



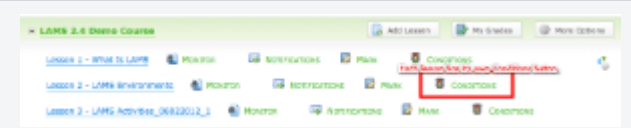
The screenshot shows a LAMS 2.8 course interface with three lessons listed. The 'Conditions' button for Lesson 2 is highlighted with a red box. The text 'Click for larger view.' is at the bottom.

## Creating New Conditions.


First, you will need to have added **TWO** lessons to your group — you can only create conditions for lessons after you have launched them.

Next, click the **Conditions** button on the lesson that you want to appear as the **second** in the series.

Unknown macro: {center}

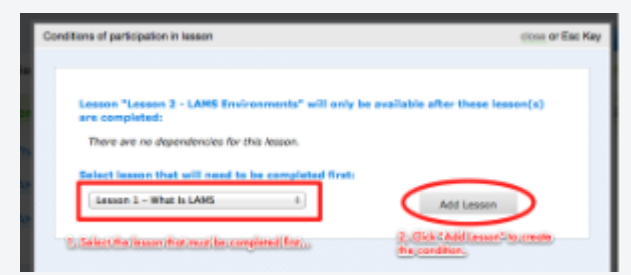


The screenshot shows the same LAMS 2.8 course interface as before, but with the 'Conditions' button for Lesson 2 highlighted with a red box. The text 'Click for larger view.' is at the bottom.

 In this example, I am setting things up so that **Lesson 1** must be completed before **Lesson 2**

In the popup that appears, the drop-down box lists all of the active lessons in the group (or sub-group.) Select the lesson that must be completed first (In this case, lesson one.) and then click "Add Lesson"

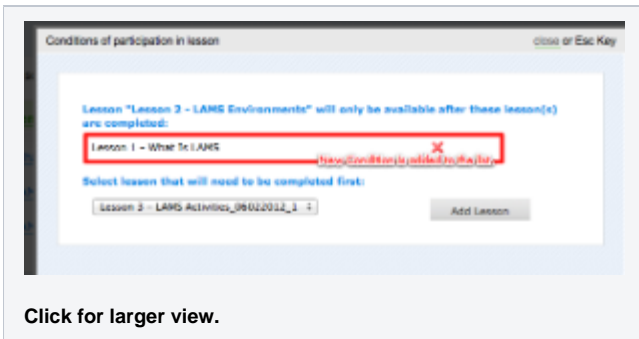
Unknown macro: {center}



The screenshot shows a dialog box titled 'Conditions of participation in lesson'. It contains a text area with the message: 'Lesson "Lesson 2 - LAMS Environments" will only be available after these lesson(s) are completed: There are no dependencies for this lesson. Select lesson that will need to be completed first: Lesson 1 - What is LAMS'. A red box highlights the dropdown menu, and another red circle highlights the 'Add Lesson' button. The text 'Click for larger view.' is at the bottom.

The condition will now appear in the list:

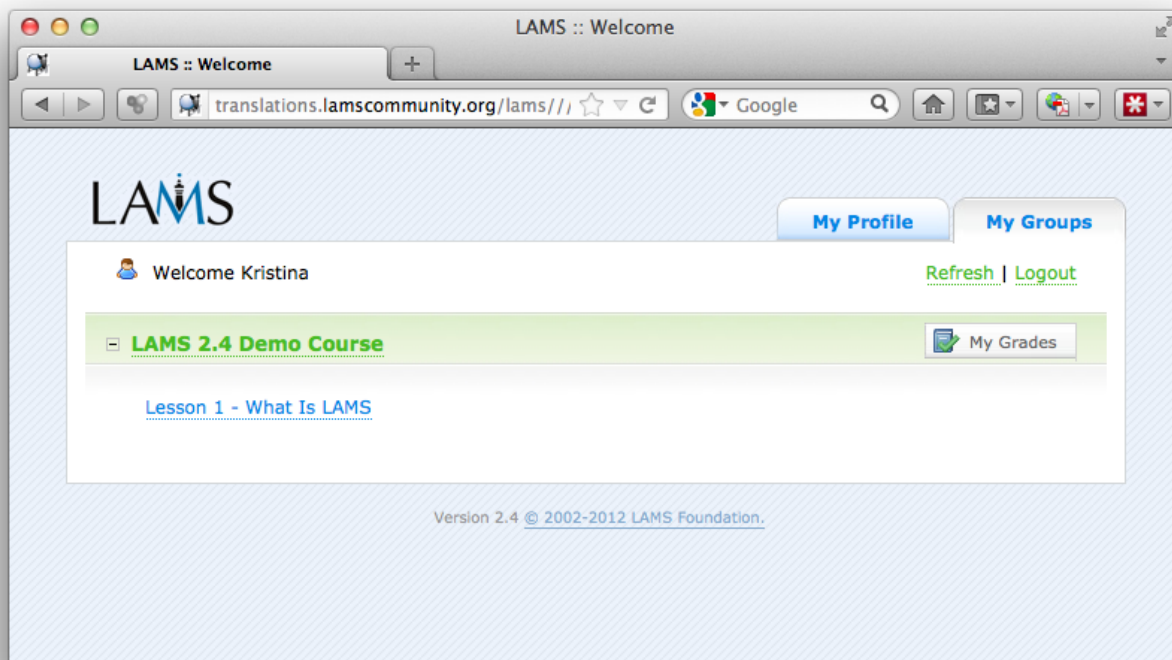
Unknown macro: {center}



You can also create more complex conditions by requiring multiple sequences to be selected before a third or fourth sequence becomes available. Simply repeat the process until you have added all of the prerequisite lessons.

## Learner's Experience

When the learner visits the group page, they will only see the first lesson, like so:



Once the first lesson has been completed, the Learner will receive feedback that shows that new lessons have become available:



And they can now access the new lessons from their Groups screen:

LAMS :: Welcome

translations.lamscommunity.org/lams//

LAMS

My Profile My Groups

Welcome Kristina Refresh | Logout

LAMS 2.4 Demo Course My Grades

[Lesson 1 - What Is LAMS](#)

[Lesson 2 - LAMS Environments](#)

New lessons accessible to Learner.

Version 2.4 © 2002-2012 LAMS Foundation.