


lasurv11

Survey



The **Survey Tool** is similar to [Multiple Choice](#), in that it presents learners with a number of questions for responses. However, unlike Multiple Choice there are no right or wrong answers - the system just collates all answers for analysis by the teacher in the monitoring area. Question types include single response, multiple response and open text entry, and questions can be mandatory or optional. For multiple choice questions, Learners can also be provided with the option of adding their own answer to a list.



[Animated Tutorial](#)

This tutorial demonstrates how to create and use the **Survey** activity.

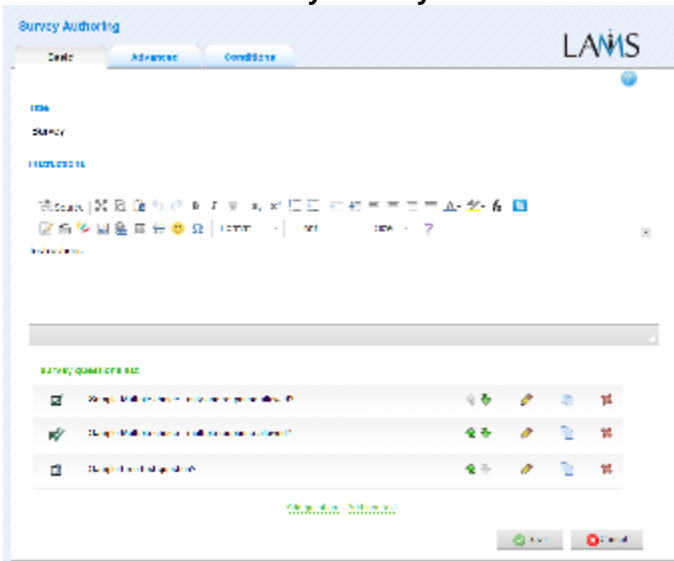
Survey Activity Authoring

[Basic Tab](#) | [Advanced Tab](#) | [Conditions](#)

All properties sheets contain three tabs:

- The **Basic** tab controls the content of the activity.
- The **Advanced** tab controls how the activity behaves.
- An additional **Conditions** tab is visible where the activity allows Authors to customise the activity outputs for branching or grouping operations.

Basic tab for the Survey Activity

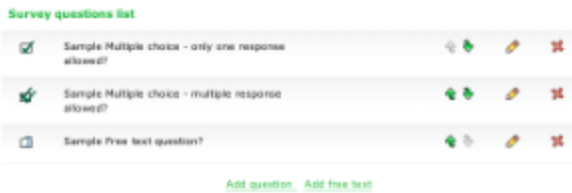


V
i
e

w of the Survey Activity Basic tab.

There are two features on the basic tab common to all activities:

- **Title:** All Activities have a web page title which is presented at the top of the activity page when displayed in the Learning Environment. This is *NOT* the same title as the Title that can be set using the [Properties Inspector](#).
- **Instructions:** All Activities have a text area that is presented beneath the title. This is where the main activity text to be displayed to learners is entered. The text can be formatted using the Rich-Text Editor. Image, Video, Audio and URL content can also be displayed in the Instructions area.



*S
u
r
v
e
y
a
c
t
i
v
i
t
y
q
u
e
s
t
i
o
n
l
i
s
t.*

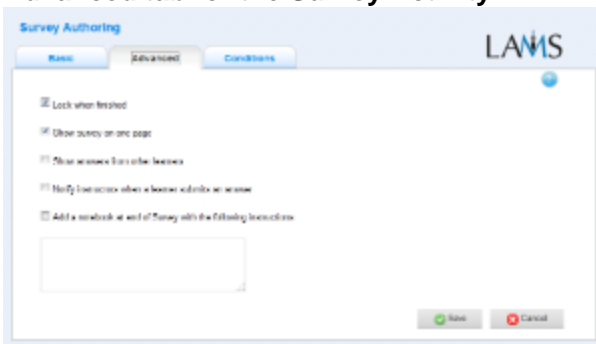
Specific Features for the Survey Activity

- **Survey Question List**
 - This list specifies the actual questions contained in the survey.
 - The links to create new questions are shown at the bottom of the page (See below).
 - Use the green arrows to change the question order.
 - Use the yellow pencil to edit existing Survey questions.
 - Use the red cross to remove Survey questions from the list.

The Survey allows three different types of questions:

1. Multiple Choice, One Response - allowing the learner to select one option from a list;
2. Multiple Choice, Multiple Response - allowing the learner to select some or all options from a list;
3. Free Text - allowing the learner to enter their own response.

Advanced tab for the Survey Activity



*V
i
e*

w of the Survey Activity Advanced tab.

- **Lock When Finished:** Enabling this option in Survey means that when Learners answer all the questions and select "Finish", they will be unable to revisit the activity and modify their answers. The Learners will still be able to view the activity and their responses by double-clicking the activity in the Learner Progress Bar.
If this option is disabled, Learners will be able to return to the activity and change their responses by selecting the activity from the Learner Progress Bar.
- **Add Notebook...** : This option is available on all Activities. Enabling this option creates a Notebook as part of the Activity, which Learner's can use to reflect on the activity just completed. The reflections are personal (ie: not shared with other learners).

Advanced Features Specific to the Survey Activity

- **Show Survey on One Page**
 - When enabled, this option forces all of the questions in the Survey list to display vertically stacked on the one page. Learners respond to the survey and are then shown a summary screen detailing their responses.
 - If disabled, each Survey question will appear on its own separate page within the activity. After responding to the last survey question, Learners are shown a summary screen detailing all of their responses
- *Show answers from other learners: *Enabling this option in Survey means that Learners will be able to view all responses.
- **Notify monitoring teachers...:** This option when enabled will send an email to any sequence Monitors whenever a Learner completes a survey as part of a sequence. (This option requires entering [email server details](#) in LAMS Configuration. If this option does not work, contact your System Administrator.)

Branching Conditions for Survey

Adding Text-Based Conditions to an Activity

The Survey activity supports Text-Based conditions for **free-text responses only**.

This means that learners can be assigned to [groups](#) or streamed to different [branches](#) according to their responses to free-text survey questions.

- To add a new condition to an activity, first click the **Conditions Tab** at the top of the screen, then click **Add Condition**.
 - A unique name must be given to each condition created for the activity. It's best practice to relate the name to what the condition is testing for, such as: *"Answered Blue"* or *"Mentioned Oxygen"*.
- For each condition, there are several options for how to search the Learners responses:
 - **Have all of these words:** will separate the learners who have entered each of the given words as part of their response.
 - **Have this exact wording:** will separate the learners who have entered the exact phrase as part their response.
 - **Have none of these words:** will separate the learners who have mentioned **at least one** of the given words as part of their response.
 - **Have none of these unwanted words:** separates the learners who **have not** mentioned any of the given words.
- These rules can be used simultaneously, and also can be applied to one or more separate questions.

Text-based conditions are **not** case sensitive. That is, searching for 'Sheep' will return both 'sheep' and 'Sheep'

Examples:

Conditions can be very specific:

To separate the learners who have replied with **Foo** and **Bar** in their response:

have all these words:	foo bar
have this exact wording or phrasing:	
have one or more of these words:	
have none of these unwanted words:	

... less specific...

To separate the learners who have replied with either **Foo** or **Bar**:

have all these words:	
have this exact wording or phrasing:	
have one or more of these words:	foo bar
have none of these unwanted words:	

... and very complex!

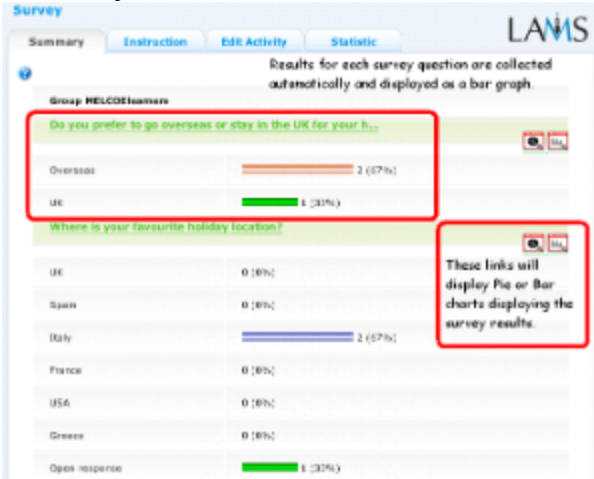
To separate the learners who have:

- replied **Foo**
- replied **Bat** or **Bar**
- but not replied with **Foobar**

have all these words:	bat
have this exact wording or phrasing:	
have one or more of these words:	bat bar
have none of these unwanted words:	foobar

Monitoring Survey

Summary Screen



V
i
e

w of the Survey Monitoring Summary tab.

The **Summary Tab** for *Survey* allows Monitors to view and analyse the results of the Survey questions.

For each survey question, the monitor can choose to download either a Pie or Bar graph of the results.

Monitors can also download the results of the survey in a Spreadsheet format.

Instructions

Online instructions for the task display in this area. Other teachers using the sequence can refer to these instructions in the Monitoring Environment while the sequence is running. There is a Word Document attached to this instructions page, but you could also attach other support files here, such as handouts or overheads.

• Online Instructions.doc [View](#) [Download](#)

Alternatively, if the activity is to be run offline, you can post instructions for using the activity offline here for the Instructor to view.

V
i
e

w of the Monitoring Instructions tab.

In the Authoring Environment, Authors can use the **Instructions Space** to attach support files for a specific activity, or leave comments for other Monitors about how a given activity should be run.

These comments and files can be viewed from here - the **Instructions Tab**.

Edit Activity

Clicking the **Edit Activity** button opens a new screen identical to the `'_Basic'_tab` in the authoring environment. In the current version of LAMS (2.0.4), Editing can only be performed on activities that students have not yet reached.

Unlike **Live Edit**, this form of Editing can only modify the content of an activity, as opposed to the structure of a sequence.

Statistics

The **Survey Summary** screen simply displays the Learner group for which the sequence has been assigned, and the total number of Learners who have attempted the activity.